



A.R5


ARC-15

ARCHITECTURAL / HIGH ABUSE

ARCHITECTURAL
ROUND
HALF LID and GUARD BAR FACEPLATE
SURFACE FLUORESCENT

15 in. Round

LIGHTING FOR COMPLEX ENVIRONMENTS



These aesthetically pleasing Architectural fixtures feature die cast aluminum Housing, molded unbreakable lens and optional tamperproof screws, which help ARC Series withstand severe punishment, and make them ideally suited for both every day and high abuse areas.

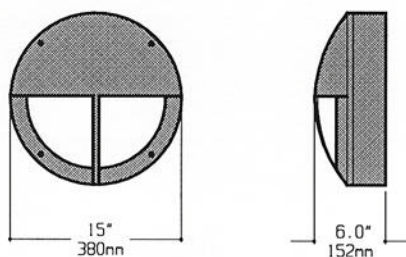
APPLICATIONS

- Building facades
- Schools / Universities
- Apartments / Condominiums / Public Housing
- Convenience Stores
- Government Facilities
- Hospitals

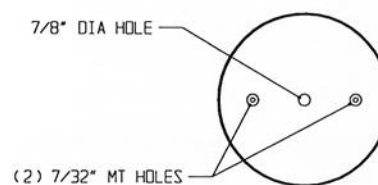
FEATURES

- Cast aluminum Housing
- 15 in. diameter nominal size
- Injection molded prismatic polycarbonate Refractor provides uniform illumination
- Optional Tamperproof Screws
- Wall mounted
- Non-corrosive durable coating
- Maintenance free, one time installation
- Stands up to physical impact and tampering
- Suitable for high pressure Hosedown

OVERALL DIMENSIONS



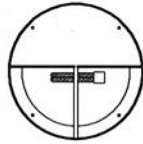
MOUNTING



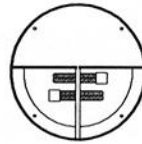
SPECIFICATIONS

HOUSING	Faceplate and Base in die cast aluminum. Silver color standard. Optional colors: White, Black, Bronze.	LAMPS	13W Twin, 13, 18, or 26W Quad, 32W PLT Lamps. See Lamp Options. (Lamps by others).
GASKET	Weather proof silicone Gasket around inside of Lens seals Lens to Housing.	BALLAST	NPF, self-start Class P, or electronic Ballast. (See Voltage, Ballast Options).
FASTENERS	(4) Captive stainless steel fasteners. (For tamperproof fasteners see Options).	FINISH	Polyester Powder coat finish. Silver standard. (See Color Options).
LENS	.156" Opal injection molded polycarbonate Lens for even illumination.	U.L. LISTED	Suitable for Wet Locations.

LAMP SELECTION



LAMPS: (1) 13W Twin
(1) 13W Quad
(1) 18W Quad
(1) 26W Quad
(1) 32W PLT



LAMPS: (2) 13W Twin
(2) 13W Quad
(2) 18W Quad
(2) 26W Quad

ORDERING INFORMATION

ARC-15 -

No. of LAMPS	WATTAGE	VOLTAGE	BALLAST	OPTIONS
1= 1 Lamp	13=13W Twin (1,2)	120=120 Volts	EB=Electronic Ballast	GF=GLR Fuse
2= 2 Lamps	13Q=13W Quad (1,2)	277=277 Volts	MB=Magnetic Ballast	TH=Torx Head TP Screw
	18Q=18W Quad (1,2)	347=347 Volts	EBH=Electronic Ballast <10% THD	AH=Allen Head TP Screw
	26Q=26W Quad (1,2)	UNV=120-277 Volts		BRZ=Bronze Finish
	32P=32W PLT (1)			BLK=Black Finish
				WHT=White Finish
				EM=Emergency Ballast (Test switch and light inside housing)

(More than one Option can be specified)

EXAMPLE: ARC - 15 - 2 - 18Q - 277 - EB - GF - AH

DESCRIPTION: **ARC - 15** = Series ARC, 15 inches round nominal size
2 = 2 Lamps
18Q = 18 Watts Quad Tube
277 = 277 Volt Operation
EB = Electronic Ballast
GF = GLR Fuse
AH = Allen Head TP Screws

FIXTURE TYPE		COMMENTS
CATALOG NUMBER	ARC-15-	
JOB NAME		
APPROVAL		
DATE		