



A.R8


**ARD-11**

**ARCHITECTURAL / HIGH ABUSE**

ARCHITECTURAL  
ROUND  
CROSS BAR FACEPLATE  
SURFACE FLUORESCENT

**11 in. Round**

LIGHTING FOR COMPLEX ENVIRONMENTS



These aesthetically pleasing Architectural fixtures feature die cast aluminum Housing, molded unbreakable lens and optional tamperproof screws, which help ARD Series withstand severe punishment, and make them ideally suited for both every day and high abuse areas.

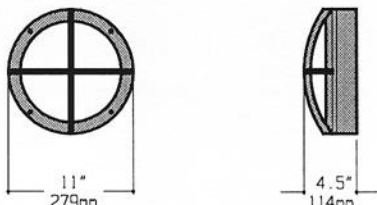
**APPLICATIONS**

- Building facades
- Schools / Universities
- Apartments / Condominiums / Public Housing
- Convenience Stores
- Government Facilities
- Hospitals

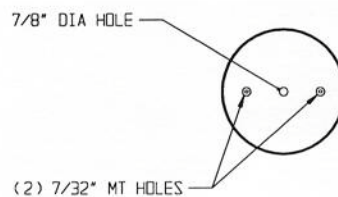
**FEATURES**

- Cast aluminum Housing
- 11 in. diameter nominal size, 4.5 in. deep
- Injection molded prismatic polycarbonate Refractor provides uniform illumination
- Optional Tamperproof Screws
- Ceiling or Wall mounted
- Non-corrosive durable coating
- Maintenance free, one time installation
- Stands up to physical impact and tampering
- Suitable for high pressure Hosedown

**OVERALL DIMENSIONS**



**MOUNTING**



**SPECIFICATIONS**

**HOUSING** Faceplate and Base in die cast aluminum. Silver color standard. Optional colors: White, Black, Bronze.

**GASKET** Weather proof silicone Gasket around inside of Lens seals Lens to Housing.

**FASTENERS** (4) Captive stainless steel fasteners. (For tamperproof fasteners see Options).

**LENS** .156" Opal injection molded polycarbonate Lens for even illumination.

**LAMPS** 13W Twin, 13, 18, or 26W Quad Lamps. See Lamp Options. (Lamps by others).

**BALLAST** NPF, self-start Class P, or electronic Ballast. (See Voltage, Ballast Options).

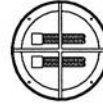
**FINISH** Polyester Powder coat finish. Silver standard. (See Color Options).

**U.L. LISTED** Suitable for Wet Locations.

**LAMP SELECTION**



LAMPS: (1) 13W Twin  
 (1) 13W Quad  
 (1) 18W Quad  
 (1) 26W Quad



LAMPS: (2) 13W Twin  
 (2) 13W Quad  
 (2) 18W Quad

**ORDERING INFORMATION**

**ARD-11** - \_\_\_\_\_ - \_\_\_\_\_ - \_\_\_\_\_ - \_\_\_\_\_ - \_\_\_\_\_

No. of LAMPS	WATTAGE	VOLTAGE	BALLAST	OPTIONS
1= 1 Lamp	13=13W Twin (1,2)	120=120 Volts	EB=Electronic	GF=GLR Fuse
2= 2 Lamps	13Q=13W Quad (1,2)	277=277 Volts	Ballast	TH=Torx Head TP Screw
	18Q=18W Quad (1,2)	347=347 Volts	MB=Magnetic	AH=Allen Head TP Screw
	26Q=26W Quad (1)	UNV=120-277 Volts	Ballast	BRZ=Bronze Finish
			EBH=Electronic Ballast <10% THD	BLK=Black Finish WHT=White Finish

(More than one Option  
 can be specified)

**EXAMPLE: ARD - 11 - 1 - 18Q - 277 - EB - GF - AH**

**DESCRIPTION:** **ARD - 11** = Series ARD, 11 inches round nominal size  
**1** = 1 Lamp  
**18Q** = 18 Watts Quad Tube  
**277** = 277 Volt Operation  
**EB** = Electronic Ballast  
**GF** = GLR Fuse  
**AH** = Allen Head TP Screws

FIXTURE TYPE		COMMENTS
CATALOG NUMBER	ARD-11-	
JOB NAME		
APPROVAL		
DATE		