



A.S3


**ASD-15**

**ARCHITECTURAL / HIGH ABUSE**

ARCHITECTURAL  
SQUARE  
CROSS BAR FACEPLATE  
SURFACE FLUORESCENT

**15 in. Square**

LIGHTING FOR COMPLEX ENVIRONMENTS



These aesthetically pleasing Architectural fixtures feature die cast aluminum Housing, molded unbreakable lens and optional tamperproof screws, which help ASD Series withstand severe punishment, and make them ideally suited for both every day and high abuse areas.

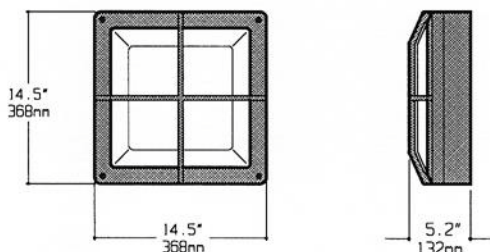
**APPLICATIONS**

- Building facades
- Schools / Universities
- Apartments / Condominiums / Public Housing
- Convenience Stores
- Government Facilities
- Hospitals

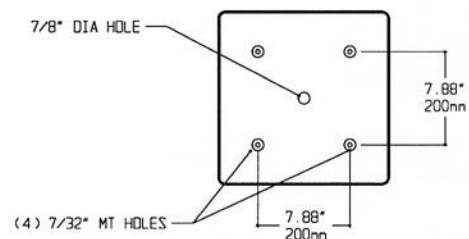
**FEATURES**

- Cast aluminum Housing and Faceplate
- 15 in. square nominal size, 5.2 in. deep
- Injection molded prismatic polycarbonate Refractor provides uniform illumination
- Optional Tamperproof Screws
- Ceiling or Wall mounted
- Non-corrosive durable coating
- Maintenance free, one time installation
- Stands up to physical impact and tampering
- Suitable for high pressure Hosedown

**OVERALL DIMENSIONS**



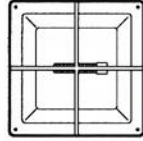
**MOUNTING**



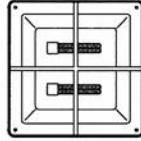
**SPECIFICATIONS**

<b>HOUSING</b>	Faceplate and Base in die cast aluminum. Silver color standard. Optional colors: White, Black, Bronze.	<b>LAMPS</b>	13W Twin, 13, 18, or 26W Quad, 32W PLT Lamps. See Lamp Options. (Lamps by others).
<b>GASKET</b>	Weather proof silicone Gasket around inside of Lens seals Lens to Housing.	<b>BALLAST</b>	NPF, self-start Class P, or electronic Ballast. (See Voltage, Ballast Options).
<b>FASTENERS</b>	(4) Captive stainless steel fasteners. (For tamperproof fasteners see Options).	<b>FINISH</b>	Polyester Powder coat finish. Silver standard. (See Color Options).
<b>LENS</b>	.156" Opal injection molded polycarbonate Lens for even illumination.	<b>U.L. LISTED</b>	Suitable for Wet Locations.

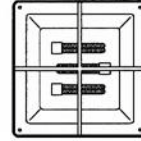
**LAMP SELECTION**



LAMPS: (1) 13W Twin  
(1) 13W Quad  
(1) 18W Quad  
(1) 26W Quad  
(1) 32W PLT



LAMPS: (2) 13W Twin  
(2) 13W Quad  
(2) 18W Quad  
(2) 26W Quad



LAMPS: (3) 13W Twin  
(3) 13W Quad

**ORDERING INFORMATION**

**ASD-15 -**

No. of LAMPS	WATTAGE	VOLTAGE	BALLAST	OPTIONS
1= 1 Lamp	13=13W Twin (1,2,3)	120=120 Volts	EB=Electronic Ballast	GF=GLR Fuse
2= 2 Lamps	13Q=13W Quad (1,2,3)	277=277 Volts	MB=Magnetic Ballast	TH=Torx Head TP Screw
3= 3 Lamps	18Q=18W Quad (1,2)	347=347 Volts	EBH=Electronic Ballast <10% THD	AH=Allen Head TP Screw
	26Q=26W Quad (1,2)	UNV=120-277 Volts		BRZ=Bronze Finish
	32P=32W PLT (1)			BLK=Black Finish
				WHT=White Finish
				EM=Emergency Ballast (Test switch and light inside housing)

(More than one Option can be specified)

**EXAMPLE: ASD - 15 - 2 - 18Q - 277 - EB - GF - AH**

**DESCRIPTION:** ASD - 15 = Series ASD, 15 inches square nominal size  
 2 = 2 Lamps  
 18Q = 18 Watts Quad Tube  
 277 = 277 Volt Operation  
 EB = Electronic Ballast  
 GF = GLR Fuse  
 AH = Allen Head TP Screws

FIXTURE TYPE		COMMENTS
CATALOG NUMBER	ASD-15-	
JOB NAME		
APPROVAL		
DATE		