

LIGHTING FOR COMPLEX ENVIRONMENTS

APPLICATIONS

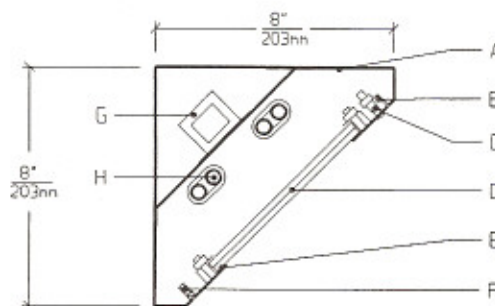
- Detention Cell Lighting
- Prison Day Rooms and Common Areas
- Psychiatric Ward Lighting
- Rehabilitation Centers
- Dormitories

Heavy gauge housings with concealed hinges, unbreakable lenses, tamperproof screws and absence of cracks and crevices make DCA Series ideally suited for DETENTION and SECURITY areas, where physical attack or abuse are expected.

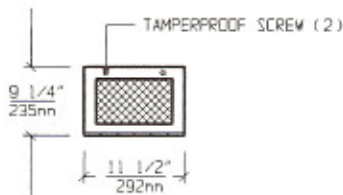
FEATURES

- ♦ Heavy gauge Housing and Lens Frame
- ♦ 1 foot by 8 in. nominal Housing size
- ♦ One piece Lens Frame with tightly closed corners
- ♦ Exterior / Interior Lens system provides protection and uniform illumination
- ♦ Tamperproof Screws with captive cage nuts
- ♦ Concealed Hinge with welded pin end to optimize security
- ♦ Removable Power Tray
- ♦ Lens secured to Lens Frame by through studs and heavy gauge steel rails
- ♦ Maximum, Medium, Minimum or Super Maximum security

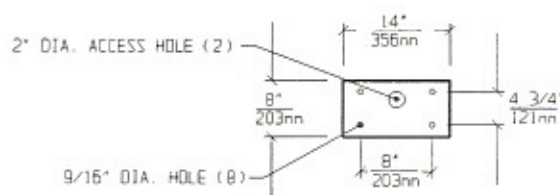
CROSS SECTION



LENS FRAME DIMENSIONS



TOP and SIDE VIEW / MOUNTING DIMENSIONS



SPECIFICATIONS

<p>A. HOUSING Die formed cold rolled steel Housing, with welded seams. Specify gauge. (See Options).</p> <p>B. GASKET Polyurethane Gasket around inside of Lens Frame to prevent light leaks.</p> <p>C. FASTENERS Captive tamperproof fasteners. (Torx head standard For others see Options).</p> <p>D. LENS Per spec. Specify Lenses for Room / Lamp sides. (See Lens Options).</p> <p>E. LENS FRAME Die formed one piece cold rolled steel Lens Frame in heavy gauge to match Housing.</p>	<p>F. HINGE Heavy gauge concealed continuous piano hinge with welded pin ends.</p> <p>G. BALLAST NPF, self-start, Class P Ballast (See Voltage, Ballast Options).</p> <p>H. LAMPS 13W Twin Tube, 18W, 26W or 28W Quad Lamps. See Lamp Options. (Lamps by others).</p> <p>I. FINISH Polyester Powder coat white finish with 92% reflectance.</p> <p>J. UL LISTED Suitable for Damp Locations.</p>
---	---

LAMP SELECTION



LAMPS: (1) 13W BIAX



LAMPS: (2) 13W BIAX



LAMPS: (3) 13W BIAX



LAMPS: (1) 18W QUAD
(1) 26W QUAD
(1) 28W QUAD



LAMPS: (2) 18W QUAD
(2) 26W QUAD
(2) 28W QUAD

ORDERING INFORMATION

DCA-1 -	GAUGE	No. of LAMPS	WATTAGE	VOLTAGE	BALLAST	LENS OPTION	OPTIONS
	T=12 Gauge	1=1 Lamp	13=13Watts	120=120Volts	EB=Electronic	ROOM SIDE	AH = Allen Head Screws
	Super Max.	2=2 Lamps	Twin Tube	277=277Volts	Ballast	18CP=.187"Clear P/C	GF = GLR Fuse
	F=14 Gauge	3=3 Lamps	18=18Watts	347=347Volts	MB=Magnetic	25CP=.250"Clear P/C	NL*=Night Light (PL-7or 9)
	Maximum	(Twin Tube	Quad Tube		Ballast	37CP=.375"Clear P/C	
	S=16 Gauge	only)	26=26Watts			50CP=.500"Clear P/C	
	Medium		Quad Tube			18TG=.187"Temp.Glass	
	E=18 Gauge		28=28Watts			25TG=.250"Temp.Glass	
	Minimum		Quad Tube			37TG=.375"Temp.Glass	(More than one Option
	Security					50TG=.500"Temp.Glass	can be specified)
						LAMP SIDE	* - Consult Factory
						12PA=.125"Prism. Acrylic	
						15PP=.156"Prism. P/C	
						18PP=.187"Prism. P/C	
						15PG=.156"Prism. Temp. Glass	
						UO = UV Absorbing Overlay	
						(Other Lens Options Available.	
						Consult Factory)	

EXAMPLE: DCA - 1 - F - 2 - 13 - 277 - MB - 25CP/15PP - AH

DESCRIPTION: DCA - 1 = Series DCA, 1 foot by 8 in. nominal size
 F = 14 Gauge Cold Rolled Steel - Maximum Security
 2 = 2 Lamps
 13 = 13 Watts Biax Twin Tube Lamps
 277 = 277 Volt Operation
 MB = Magnetic Ballast
 25CP/15PP = .250" Thick Clear Polycarbonate on Room Side / .156" Thick Prismatic Polycarbonate on Lamp Side
 AH = Allen Head Screws in Lens Frame

FIXTURE TYPE		COMMENTS
CATALOG NUMBER	DCA-1-	
JOB NAME		
APPROVAL		
DATE		

Dimensions and Specifications subject to change without notice
 Fixture guaranteed for one year against mechanical defects in manufacture.
 2-97 DCA-1