

LIGHTING FOR COMPLEX ENVIRONMENTS

2' X 4'

APPLICATIONS

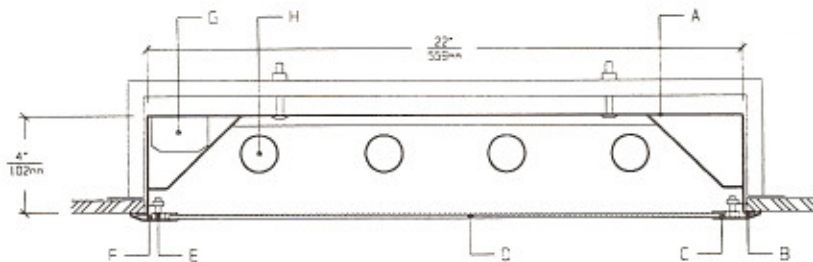
- Schools / Universities
- Apartments / Condominiums / Public Housing
- Convenience Stores
- Government Facilities
- Hospitals

Welded housings with unbreakable lenses and tamperproof screws help VFT Series withstand severe punishment, and make them ideally suited for VANDAL and HIGH ABUSE areas, where deliberate tampering is expected.

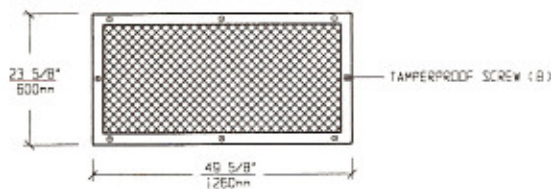
FEATURES

- ♦ 20 gauge die formed Housing, painted white
- ♦ 2 feet by 4 feet nominal Housing size
- ♦ Overlap one-piece 18 gauge Lens Frame
- ♦ Mounting Yokes provided
- ♦ Captive Tamperproof Screws with captive cage nuts
- ♦ High Impact low brightness Lens (See Options)
- ♦ Non-corrosive durable coating
- ♦ Maintenance free, one time installation
- ♦ Stands up to physical impact and tampering
- ♦ Suitable for high pressure Hosedown

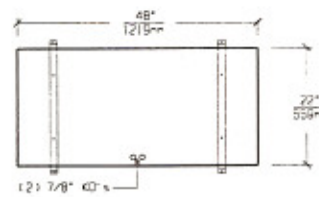
CROSS SECTION



LENS FRAME DIMENSIONS



TOP VIEW



CEILING CUT-OUT:
22 1/4" X 48 1/4"

SPECIFICATIONS

A. HOUSING	Die formed 20 gauge cold rolled steel Housing, with welded seams.	F. HINGE	Two "shadow free" detachable chains for ease of installation and maintenance.
B. LENS FRAME	Die formed one piece 18 gauge cold rolled steel Lens Frame.	G. BALLAST	HPF, Class P, Energy saving (See Voltage, Ballast Options).
C. GASKET	Closed cell gaskets prevent moisture from entering the fixture.	H. LAMPS	32W T-8 or 40W T-12 Lamps. See Lamp Options. (Lamps by others).
D. LENS	Low brightness high impact Lens (See Options).	I. FINISH	Polyester Powder coat white finish with 92% reflectance.
E. FASTENERS	Captive stainless steel tamperproof screws apply even pressure against Lens Frame.	J. UL LISTED	Suitable for Wet Locations.

LAMP SELECTION



LAMPS: (2) 32W T-8
(2) 40W T-12



LAMPS: (3) 32W T-8
(3) 40W T-12



LAMPS: (4) 32W T-8
(4) 40W T-12

ORDERING INFORMATION

VFT - 24 -

No. of LAMPS	WATTAGE	VOLTAGE	BALLAST	LENS OPTION	OPTIONS
2=2 Lamps	32=32 Watts	120=120 Volts	EB=Electronic	12PA=.125"Prism. Acrylic	EM=Emergency Lighting
3=3 Lamps	(T- 8)	277=277 Volts	Ballast	15PA=.156"Prism. Acrylic	GF=GLR Fuse
4=4 Lamps	40=40 Watts	347=347 Volts	MB=Magnetic	15PG=.156"Prism. Glass	NL=Night Light(PL-7or 9)
6=6 Lamps	(T-12)		Ballast	18PP=.187"Prism. P/C	DB=Dimming Ballast
			EB2=(2) Electr.	UO = UV Absorbing	RF=Radio Frequency
			Ballasts	Overlay	Interference Filter
			EBH=<10% THD		CW=Cold Weather
			El. Ballast		Ballast
				(Other Lens Options available. Consult Factory)	AHP=Aluminum Housing
					Painted
					AFP=Aluminum Lens
					Frame, Painted
					AFA=Aluminum Lens
					Frame, Anodized
					SHP=Stainless Steel
					Housing, Painted
					SFP=Stainless Steel
					Lens Frame, Painted
				(More than one Option can be specified)	SFN=Stainless Steel
					Lens Frame, Natural
					AH=Allen Head Screws
					OH=Oval Head Screws

EXAMPLE: VFT - 24 - 4 - 32 - 277 - EB - 15PG - GF - NL

DESCRIPTION: VFT-24 = Series VFT, 2 feet by 4 feet nominal size
 4 = 4 Lamps
 32 = 32 Watts T-8 Lamps
 277 = 277 Volt Operation
 EB = Electronic Ballast
 15PG = .156"Thick Prismatic Tempered Glass
 GF = GLR Fuse
 NL = Night Light for PL - 7 or 9

FIXTURE TYPE		COMMENTS
CATALOG NUMBER	VFT-24-	
JOB NAME		
APPROVAL		
DATE		

Dimensions and Specifications subject to change without notice
 Fixture guaranteed for one year against mechanical defects in manufacture.
 2 - 97 VFT-24